

Our Special 2005 Remodeling Issue!

hanley wood

House Beautiful

MAY/JUNE 2005

KITCHENS BATHS

INSIDE:
Design Advice
from Chef
David
Burke

NEW PRODUCTS | DESIGN TRENDS | FINANCING | PROBLEM SOLVING

Award-Winning Remodels


Your New Kitchen, Bath, or
Master Suite Starts Here!

PLUS

Expert Advice: Find Your Style


Great New Products:
Lighting, Sinks,
Washers, Dryers & More

\$5.50 U.S. • \$7.50 CAN
DISPLAY UNTIL JUNE 28, 2005



www.eplans.com

RIGHT: A quiet palette and a simple upholstered headboard work nicely with the more overtly luxurious elements in the room: the gilded custom bench and formal fringed draperies. **OPPOSITE:** A chaise lounge set before the windows is the perfect place to relax with a good book.



Serenity Now

A LENGTHY RENOVATION GIVES AN ENTERPRISING MASSACHUSETTS FAMILY THE KID- AND GROWNUP-FRIENDLY SPACES THEY NEED

When Karen and Bob Forlenza purchased their house in Lexington, Massachusetts—a Colonial that boasted a beautiful backyard but not nearly enough space for their family of six—they faced a quandary: tear it down and start from scratch, or commit themselves to an enormous remodeling project. After much debate, they chose the path less taken and began a nearly two-year renovation that would ultimately double the size of the house, adding a dining room, kitchen, breakfast room, conservatory, and three-car garage.

PHOTOGRAPHY BY SAM GRAY STYLING BY NAN WHITNEY WRITTEN BY AMANDA LECKY



SUNLIGHT AND SILK ARE PERFECT PARTNERS IN THIS SUMPTUOUS REDESIGNED MASTER BATH

» MORE PRODUCT INFO ON PAGE 126 «

ILLUSTRATION BY JOHN KOCON

Style File

As in most well-designed spaces, it's the unexpected details that give the Forlenzas' bath its identity. The shape of the tub surround, for example, and the surprisingly rich window treatments help define a space that's truly special. Tile is a great way to add personality to your own space. The style shown here from the Italian Trade Commission has a delicate freshness perfect for a feminine bathroom. Using just a few sprinkled among plain field tiles would give the look a modern edge. www.italytile.com.—JT



Working closely with architect John MacDonald and interior designer Mollie Johnson on what the wife describes as a true team effort, the couple achieved the results they wanted—a spacious yet nurturing, dramatic yet inviting home geared to the needs of their busy household and love of entertaining. To provide quiet respite from the hubbub that accompanies four kids, the couple would need a relaxing getaway space, so the project also entailed redesigning the existing master suite to provide a large bedroom with two closets and a sumptuous bath. Since the homeowners wanted their master suite to be soothing and restful, Karen and Mollie chose a primarily neutral palette, a mix of cream and golden beige, accented with celadon. Gilded touches—on the custom bench at the foot of the bed, the picture frames, lamp, dresser, even the fringe on the draperies—add richness and warmth. To find one-of-a-kind furnishings and decorations, Karen and Mollie traveled to Paris, where they combed flea markets and antiques shops for furniture for the entire house. The result is a highly personal look that reflects the owners' tastes in every piece.

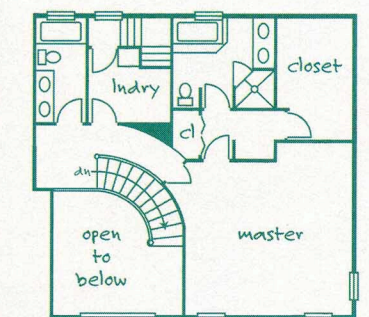
The bathroom shares this unique appeal. Instead of a typical rectangular tub set in a simple deck, the Forlenzas chose an oval whirlpool, then surrounded it with a deck that combines curves and angles to create an enticing focal point for the room. A walk-in shower and double vanity complete the picture, and the whole space is treated to the same kind of elegance as the bedroom, with silk window

treatments, stone surfaces, and plenty of brilliant sunlight. Now that they have the family spaces they wanted and the grown-up getaway they needed, the Forlenzas couldn't be happier. Their "new" house was well worth the long, expensive remodeling process, and they wouldn't change a thing. ■

What They Did

After a 23-month renovation, the Forlenzas nearly doubled their house size, adding living spaces and redesigning the existing master suite. Now, they have the grownup getaway they need, and their kids have plenty of casual room. In the master suite, they worked with designer Mollie Johnson to choose a neutral, creamy palette accented with lush fabrics and gleaming gilded furnishings. The result is simply luxurious—glamorous without a hint of glitz.

master suite



An oval tub complete with a headrest is the focal point of the bathroom. Striped silk window treatments repeat the celadon-and-cream color scheme from the bedroom.